

FIORI'S RING

FRICITION RING



REF.

FTC/R52



FTC TREE

CONTENT

[EN]

TECHNICAL DATA	4
PRODUCT DESCRIPTION	6
USE	6
TRANSPORT / CARE / STORAGE	6
RECOMMENDATIONS BEFORE USE	7
MARKING	9
INSTRUCTIONS FOR USE	10

[DE]

TECHNISCHE DATEN	14
BESCHREIBUNG DES GERÄTS	16
EINSATZBEDINGUNGEN	16
TRANSPORT / WARTUNG / LAGERUNG	16
SICHERHEITSHINWEISE VOR INBETRIEBNAHME	17
KENNZEICHNUNG	19
GEBRAUCHSANWEISUNGEN	20

A thick, solid gold horizontal bar spans the top of the page. On the right side, a black line drawing of a spiral, resembling a spring or a stylized 'S', curves downwards and to the right, partially overlapping the gold bar.

[IT]

DATI TECNICI	24
DESCRIZIONE DELL'APPARECCHIO	26
CAMPO DI UTILIZZO	26
TRASPORTO / MANUTENZIONE / IMMAGAZZINAMENTO	26
AVVERTENZE PRIMA DELL'USO	27
MARCATURA	29
DATI D'UTILIZZO	30

[EN]

1

TECHNICAL DATA

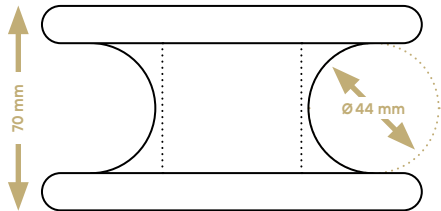
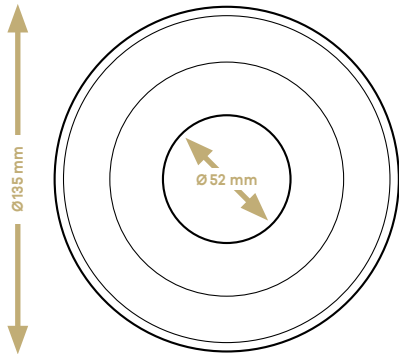
Weight	1 kg
Minimum Breaking Strength (MBS)	30,000 daN
Working Load Limit (WLL)	6,000 daN
Groove	U groove
Maximum recommended rope diameter	40 mm
MATERIAL	
Ring	Aluminium



WARNING



- DO NOT USE WITH WIRE ROPE!
- DO NOT USE FOR BELAYING!



[EN]

2 PRODUCT DESCRIPTION

- Low friction ring.

[EN]

3 USE

This ring is intended for tree care (felling, dismantling, etc.). It must be used:

- With equipment (ropes, slings etc.) having the same size and resistance properties.
- By competent people trained in tree care (felling, dismantling, etc.).
- In respect of the manufacturer's and/or seller's recommendations.
- Only after having read and understood these instructions.

[EN]

4 TRANSPORT / CARE / STORAGE

4.1 TRANSPORT / STOCKAGE

Shocks and other poor treatment can weaken the material and cause serious, and even invisible, damage. During transport and use, take the necessary precautions. In a dry place, free from exposure to weather; shocks; heat sources more than 40°C; and abrasive, acidic or corrosive materials capable of damaging it and/or reducing its technical performance. Ropes soiled by dirt, sand, oil, etc., can cause a higher risk of wear to the pulley and lower pulley performance.

4.2 CLEANING / CARE

- Clean water less than 40°C, clean cloth, mild detergent.

[EN]

5

RECOMMENDATIONS BEFORE USE

5.1 READ THE INSTRUCTIONS

Download the FTC TREE Instructions at www.ftc-tree.com

If you have any questions or need additional information, contact your seller.

5.2 INSPECT BEFORE AND DURING USE

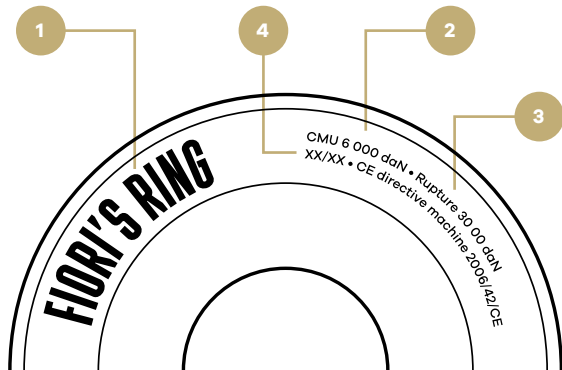
- Competence of users (trained in tree care and especially in felling, dismantling, etc.)
- Existence of an emergency rescue plan.
- Respect of the instructions and recommendations of use
- All labels are in place.
- General working state of the ring.
- Rigging rope(s) is/are properly positioned within the sheave's groove.
- Solidness of the chosen support.
- Compatibility and resistance of the rigging ropes and slings.

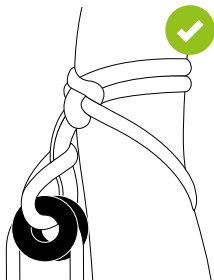
 **WARNING**



■ **NEVER USE IF ANY ONE OF THESE FACTORS IS NOT RESPECTED.**

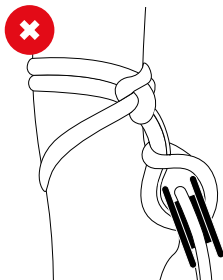
1	Product name
2	WLL
3	MBS
4	Manufacturing week and year





PAY ATTENTION TO THE PROPER POSITIONING OF THE RING (ease of movement)

P. 10

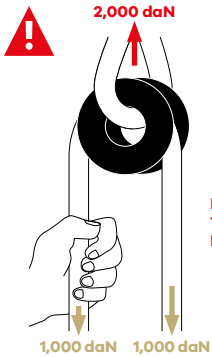


PAY ATTENTION TO ANY POSSIBLE OVERHANG


! WARNING




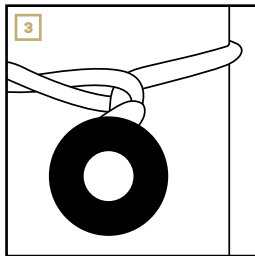
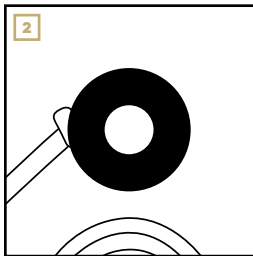
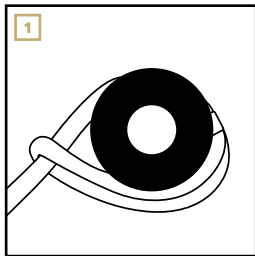
- **THIS RING MUST BE USED FOR VERTICAL RIGGING, IN THE AXIS OF THE RING IN ORDER TO AVOID IMPROPER POSITION OF ROPES - WITH A TENSION ANGLE THAT IS TOO WIDE.**



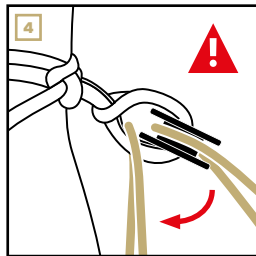
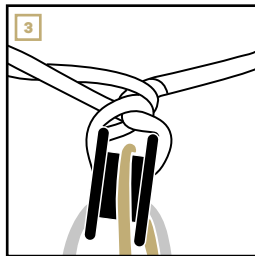
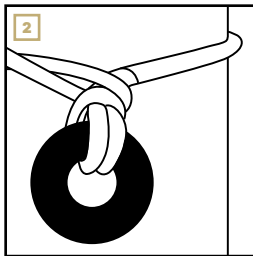
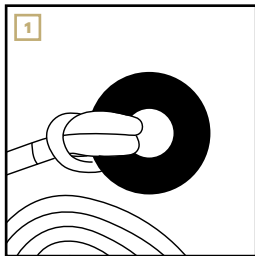
**PAY ATTENTION
TO THE PULLEY
EFFECT**



SET UP WITH 1 ROPE



SET UP WITH 2 ROPES



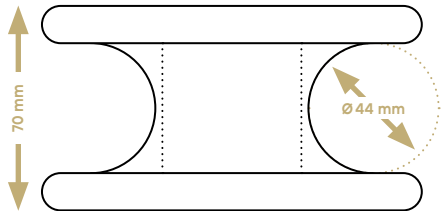
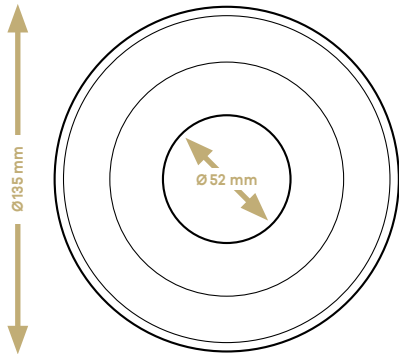
Gewicht	1 kg
Bruchlast	30 000 daN
Nutzlast	6 000 daN
Rille	U-förmig
Empfohlener max. Seildurchmesser	40 mm
MATERIAL	
Ring	Aluminium



ACHTUNG



- **BENUTZUNG MIT KABEL VERBOTEN.**
- **SICHERN VON PERSONEN VERBOTEN.**



[DE]

2 BESCHREIBUNG DES GERÄTS

- Rundkausche fürs Rigging.

[DE]

3 EINSATZBEDINGUNGEN

Dieser Ring ist für seilunterstützte Baumpflegearbeiten vorgesehen (Fällen, Abtragen...). Er darf ausschließlich unter folgenden Voraussetzungen verwendet werden:

- Nur mit anderen Ausrüstungsgegenständen (Seile, Schlingen usw.) gemeinsam eingesetzt werden, deren Ausmaße und Reißfestigkeit dafür geeignet sind.
- Nur von kompetenten Benutzern, die für seilunterstützte Baumpflegearbeiten ausgebildet sind (Fällen, Abtragen...).
- Unter Beachtung der Sicherheitsvorschriften des Herstellers und/oder des Verkäufers,
- Nach Kenntnisnahme und Verstehen der vorliegenden Anleitung.

[DE]

4 TRANSPORT / WARTUNG / LAGERUNG

4.1 TRANSPORT / LAGERUNG

Stöße und unsachgemäße Benutzung können das Gerät schwächen und schwere unsichtbare Schäden verursachen. Treffen Sie die erforderlichen Vorsichtsmaßnahmen beim Transport und während der Handhabung. Bewahren Sie das Produkt an einem witterungsgeschützten Ort, an dem es keinen Stößen ausgesetzt ist, fern von Wärmequellen von über 40° und aggressiven, säurehaltigen oder korrosiven Stoffen, die es beschädigen und/oder seine technische Leistungen mindern können. Seile, an denen Erde, Sand, Öl etc. haftet, fördern den Verschleiß der Abseiltrommel beträchtlich und mindern seine Leistungen.

4.2 REINIGUNG / WARTUNG

- Reines Wasser < 40°, einen sauberen Lappen, Kernseife.

[DE]

5

SICHERHEITSHINWEISE VOR INBETRIEBNAHME

5.1 LESEN SIE DIE ANLEITUNG

Sie können die FTC TREE Bedienungsanleitung im Internet unter www.ftc-tree.com frei herunterladen.

Wenden Sie sich bitte für weitere Fragen oder Auskünfte an Ihren Verkäufer.

5.2 VOR UND WÄHREND DEM GEBRAUCH ZU PRÜFEN

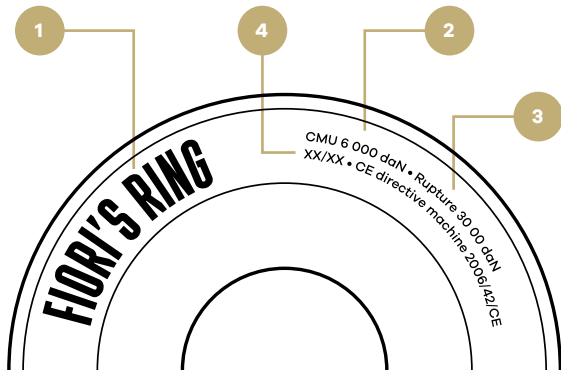
- Die Kompetenz der Benutzer (Ausbildung in seilunterstützten Baumpflegearbeiten, insbesondere beim Fällen und beim Abtragen...),
- Das Vorhandensein eines Präventions- und Notfallplans,
- Das Einhalten der Regelungen und Gebrauchsanweisungen,
- Das Vorhandensein der Kennzeichnungen,
- Der einwandfreie Zustand des Rings,
- Das korrekte Aufliegen des Riggings (oder der Riggings) in der Rille,
- Die Haltbarkeit des gewählten Anschlagpunkts,
- Die Kompatibilität und die Reißfestigkeit des Riggings und der Schlingen.

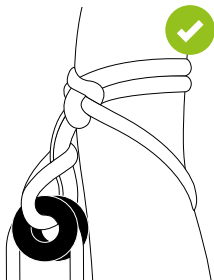
 **ACHTUNG**



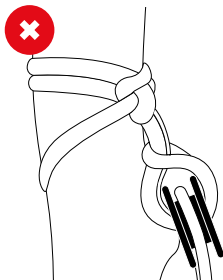
■ **NIE ZUR ARBEIT EINSETZEN WENN EINER DIESER PARAMETER NICHT EINGEHALTEN WIRD.**

1	Name des Produkts
2	Nutzlast
3	Bruchlast/Verformung
4	Herstellungswoche und -Jahr





**AUF DER POSITION DES RINGS
AUFPASSEN** (freie Bewegung)

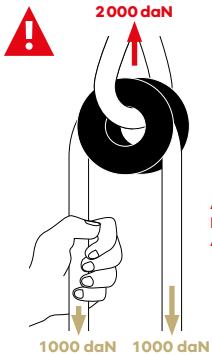


**AUF MÖGLICHEM ÜBERHANG
AUFPASSEN**

! ACHTUNG


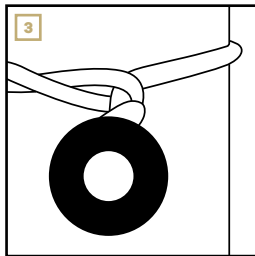
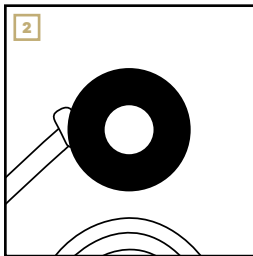
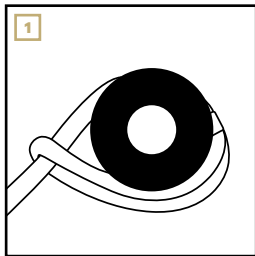


- **DIESE BENUTZUNG DARF NUR FÜR VERTIKALES RIGGING BENUTZT WERDEN, IM DER ACHSE DES RINGS - UM EINE MÖGLICHE FALSCHPOSITIONIERUNG DER SEILEN ZU VERMEIDEN, WENN DER SPANNUNGSWINKEL ZU HOCH IST.**

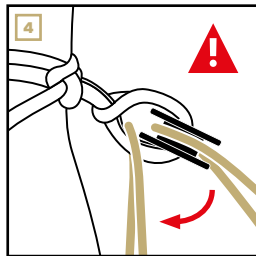
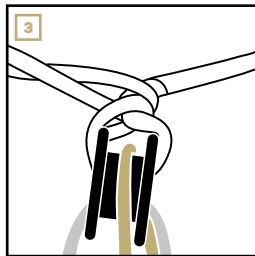
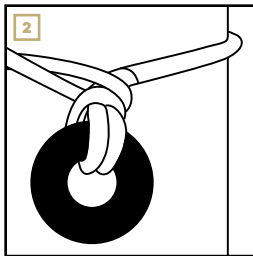
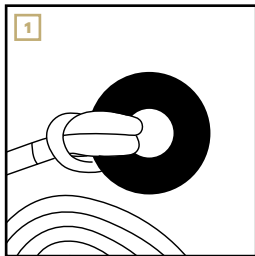


**ACHTUNG,
DOPPEL LAST AM
ANKERPUNKT**

EINBAUEN MIT 1 SEIL



EINBAUEN MIT 2 SEILEN



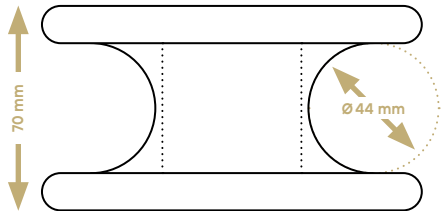
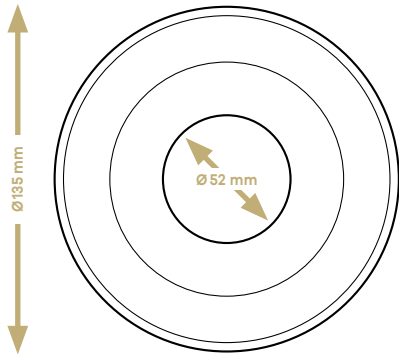
Peso	1 kg
Resistenza alla rottura	30 000 daN
Carico Massimo di Utilizzo (CMU)	6 000 daN
Gola	ad U
Diametro di corda max consigliato	40 mm
MATERIALI	
Anello	alluminio



ATTENZIONE



- **UTILIZZO CON FUNE VIETATO!**
- **ASSICURAZIONE DELLE PERSONE VIETATA!**



[IT]

2

DESCRIZIONE DELL'APPARECCHIO

- Anello a bassa frizione.

[IT]

3

CAMPO DI UTILIZZO

Questo anello è previsto per dei lavori di arboricoltura (abbattimento, smontaggio...). Esso deve essere usato:

- In combinazione ad elementi (corde, brache...) che hanno delle dimensioni e una resistenza compatibili.
- Da persone competenti e addestrate ai lavori di arboricoltura (abbattimento, smontaggio...).
- Rispettando le istruzioni del produttore e/o del rivenditore.
- Dopo aver preso visione e compreso le presenti istruzioni d'uso.

[IT]

4

TRASPORTO / MANUTENZIONE / IMMAGAZZINAMENTO

4.1 TRASPORTO / IMMAGAZZIMENTO

Gli shock ed altri usi impropri possono rendere fragile questo apparecchio e causare danni gravi e non rilevabili. Durante il trasporto e le manipolazioni, adottare le necessarie precauzioni. Immagazzinare l'apparecchio al riparo dalle intemperie, shock, fonti di calore > 40° e non metterlo a contatto con materiali aggressivi, acidi o corrosivi che possano danneggiarlo e/o ridurre le prestazioni tecniche. Le corde imbrattate di terra, sabbia, olio, ecc... aumentano notevolmente l'usura e riducono le prestazioni dell'anello.

4.2 PULIZIA / MANUTENZIONE

- Acqua corrente < 40°, panno pulito, sapone di Marsiglia

[IT]

5

AVVERTENZE PRIMA DELL'USO

5.1 LEGGERE LE ISTRUZIONI D'USO

Istruzioni d'uso FTC TREE in download libero sul sito www.ftc-tree.com

Per qualsiasi ulteriore domanda o informazione, rivolgersi al vostro rivenditore.

5.2 CONTROLLARE PRIMA E DURANTE L'USO

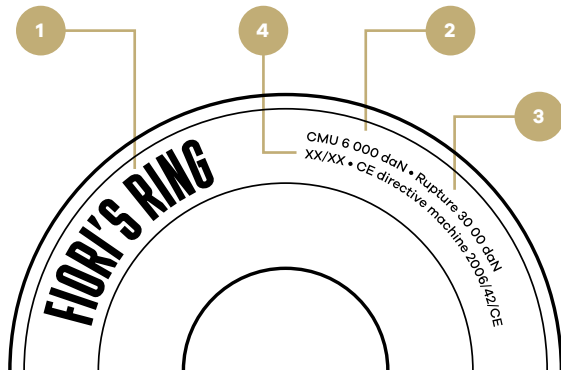
- La competenza degli utilizzatori (addestrati ai lavori di arboricoltura, in particolare abbattimento, smontaggio...).
- La presenza effettiva di un piano di prevenzione dei soccorsi.
- Il rispetto delle regole ed istruzioni d'uso.
- La presenza delle etichette segnaletiche.
- Il buono stato generale dell'anello.
- Il corretto posizionamento della corda o delle corde di ritenzione nella gola.
- La solidità del supporto scelto.
- La compatibilità e la resistenza delle corde di ritenzione e delle brache.

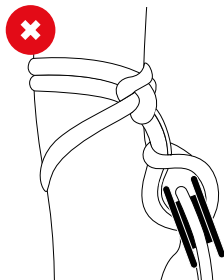
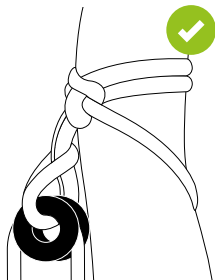
 **ATTENZIONE**



■ MAI USARE SE UNO DI QUESTI PARAMETRI NON È RISPETTATO!

1	Nome del prodotto
2	CMU
3	Rottura
4	Settimana e anno di produzione





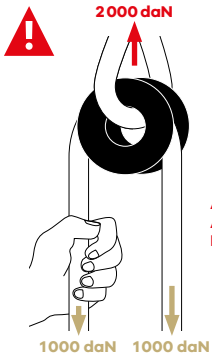
**ATTENZIONE AL CORRETTO
POSIZIONAMENTO DELL'ANELLO**
(libertà di movimento)

**ATTENZIONE ALLO
SBALZO**


! ATTENZIONE




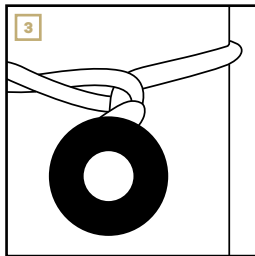
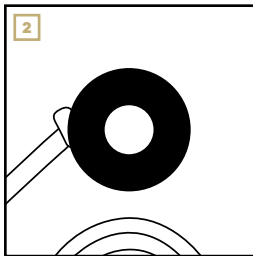
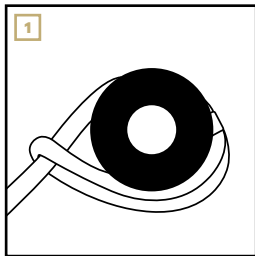
- **RISERVARE QUESTO UTILIZZO PERDELLE RITENZIONI VERTICALI NELL'ASSE DELL'ANELLO AL FINE DI EVITARE UN POSSIBILE POSIZIONAMENTO SCORRETTO DELLE CORDE, QUANDO L'ANGOLO DI TENSIONE È TROPPO IMPORTANTE.**



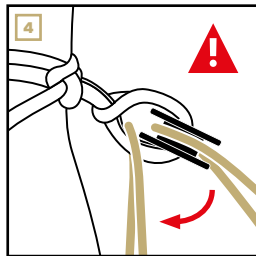
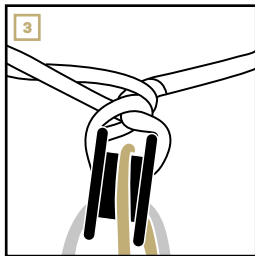
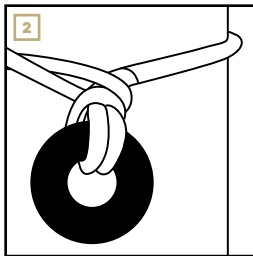
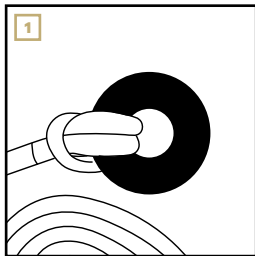
**ATTENZIONE
ALL'EFFETTO
PULEGIA**



MONTAGGIO CON 1 CORDA




MONTAGGIO CON 2 CORDE



DÉCLARATION DE CONFORMITÉ *DECLARATION OF CONFORMITY*

NOTES *NOTES*



SCANNER LE QR CODE
SCAN THE QR CODE

A series of horizontal dotted lines for taking notes, located to the right of the QR code and under the 'NOTES' header.



A series of horizontal dotted lines for writing, consisting of 14 lines spaced evenly down the page.



01 - 12/11/2020



02 - 28/10/2024



Imprimé sur papier recyclé *Printed on recycled paper*



**WORK HARD.
CLIMB HARD.
PLAY HARD.**

1355, chemin de Malombre
ZI Les Plaines ■ 26780 MALATAVERNE ■ FRANCE
(+33) 475 528 640 ■ contact@ftc-tree.com

WWW.FTC-TREE.COM