

ORVET SLINGS

CONFIGURATIONS AND TIPS



FTC TREE 

ORWET



ORVET: MULTIFUNCTION RIGGING SLINGS

The ORVET are small slings used for numerous applications, mostly linked to rigging. It would be a mistake to think their only use is simply to hold branches. Their design is specific to our field and makes them both versatile and essential to our work.

Both ends of each ORVET are spliced:

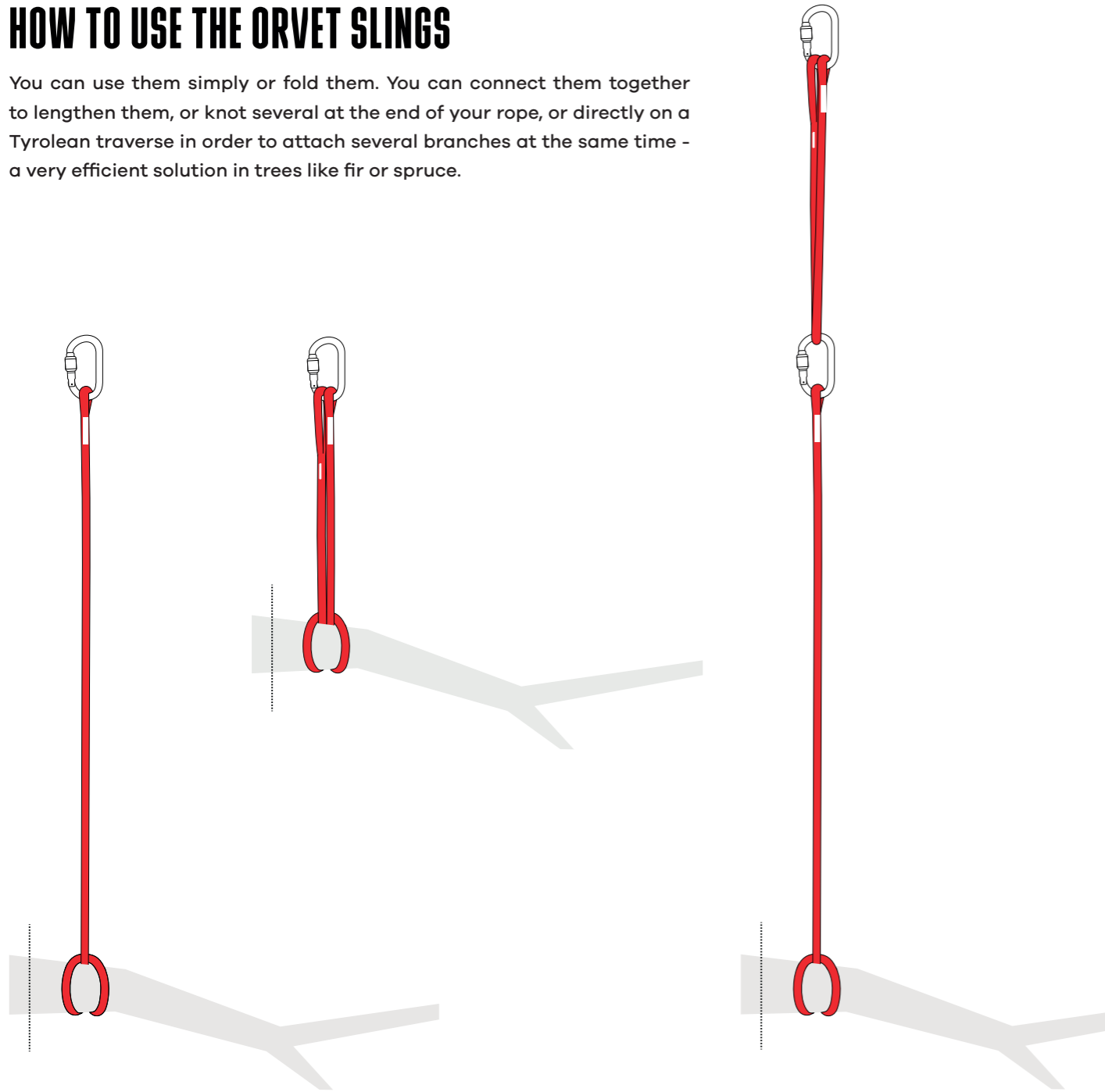
- **A small splice, to hold tight a connector***. The connector does not shift, it is ready for use, with the right orientation, for quick operations.
- **A large splice** for uses like a girth hitch or any other set up that needs a carabiner going through the splice.



* Connector not supplied.

HOW TO USE THE ORVET SLINGS

You can use them simply or fold them. You can connect them together to lengthen them, or knot several at the end of your rope, or directly on a Tyrolean traverse in order to attach several branches at the same time - a very efficient solution in trees like fir or spruce.



TIP

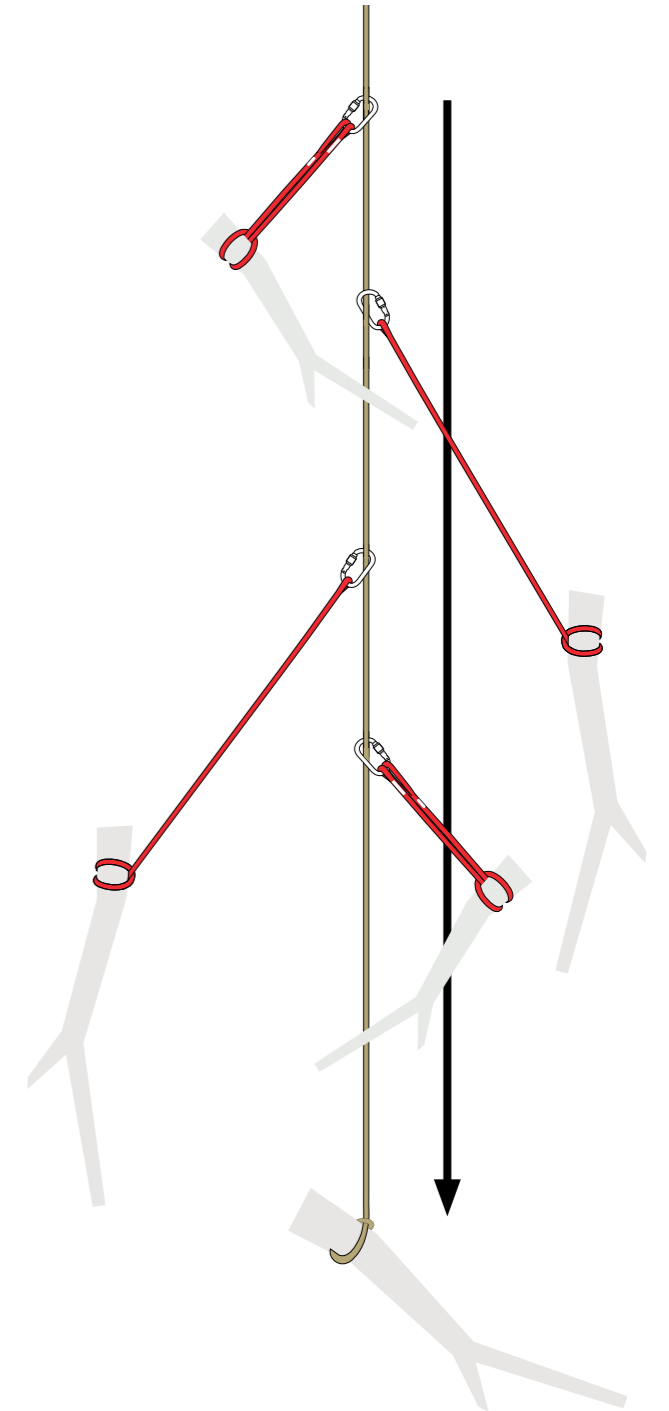
DURING A RIGGING PHASE, YOU CAN TIE SEVERAL BRANCHES WITH ORVET SLINGS, THEN CUT THEM.

THEY SLIDE AND PILE ON THE LOWEST BRANCH. WHILE THE GROUNDMAN LOWERS AND UNTIES THEM, YOU CAN PREPARE THE NEXT BRANCHES.

SO WHEN HE LIFTS THE ROPE BACK UP, WITH THE ORVET SLINGS ATTACHED TO IT, EVERYTHING IS READY, YOU ONLY HAVE TO TIE THE BRANCHES YOU JUST PREPARED.

RESULT:

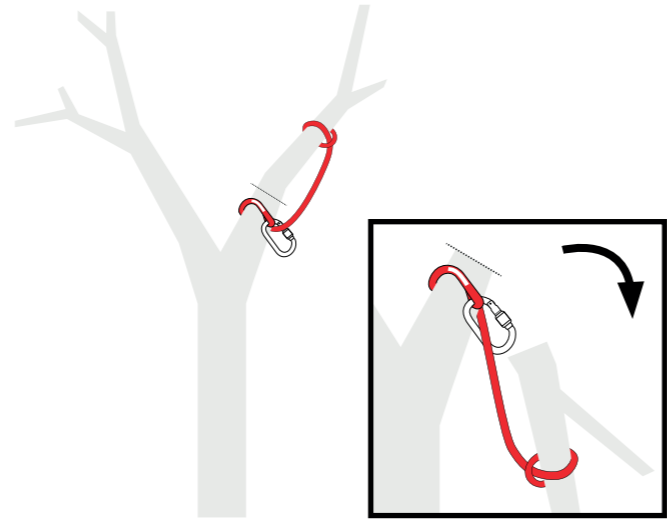
YOUR WORK IS MORE EFFICIENT, YOU SAVE TIME AND CAN OPTIMISE YOUR ORGANISATION OF RIGGING PHASES.



You can tie a part of a branch to another part of the same branch, whether for a whole rigging phase or simply to secure an isolated branch while pruning.

This method is also very useful to hold a branch above constraints. You are then able to cut it and stow away your chainsaw before taking the branch and steering it down to the ground, on a free area. More safety, more comfort.

Cutting a branch in a fiddly situation no longer is a problem, even under complex conditions.

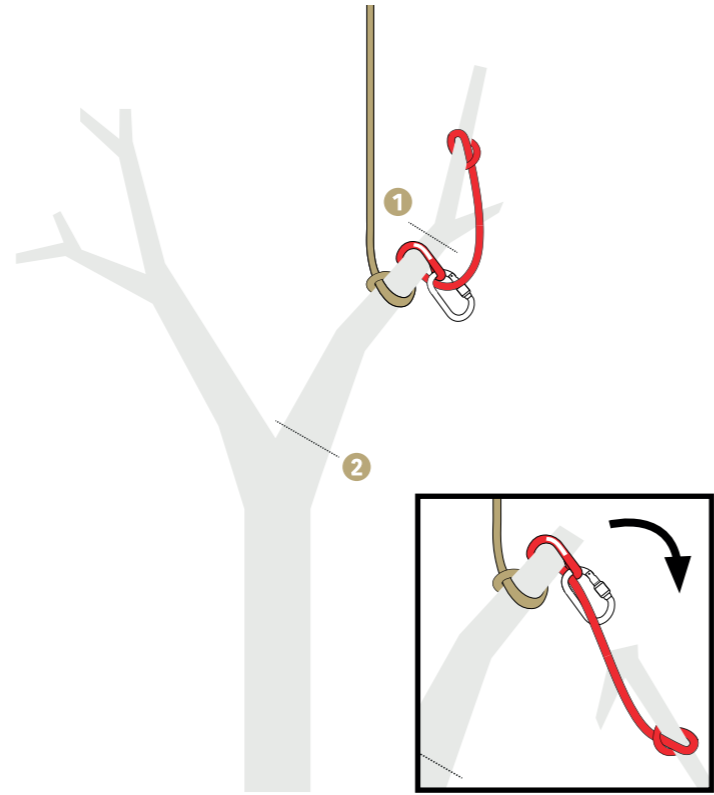


TIP

EVEN WHEN RIGGING, SOMETIMES A BRANCH CAN BE TOO LONG TO BE CUT IN ONE PIECE.

IN THIS CASE, YOU CAN USE AN ORVET TO LINK THE END OF THE BRANCH TO ITS OWN BASE ①.

THEN YOU CAN CUT THE LENGTH IN TWO PARTS ②.

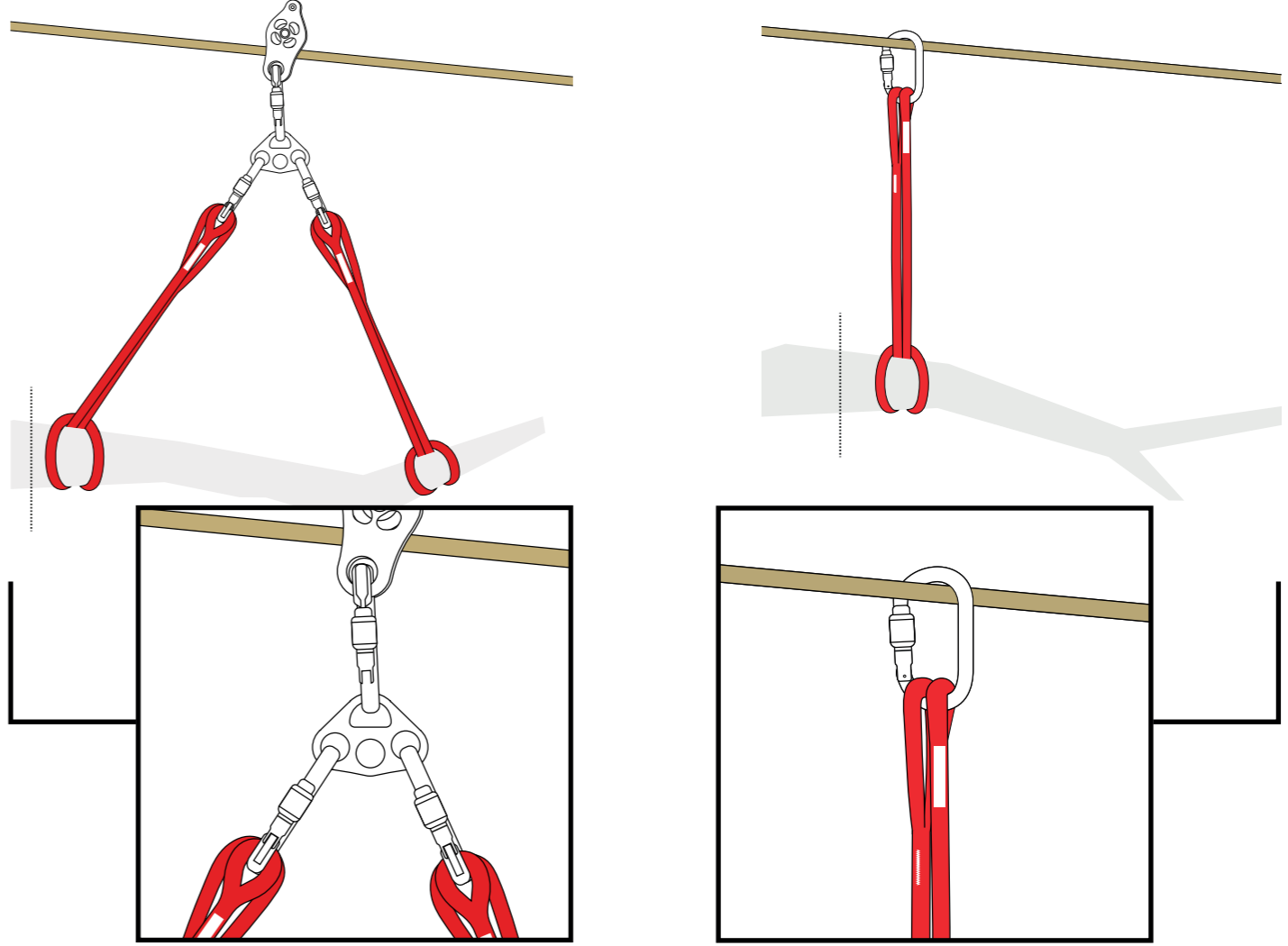


ORVET AND TYROLEAN TRAVERSES: A PERFECT COMBO

The ORVET slings are perfect for Tyrolean traverse set ups. Once you have started using them in this context, you will not look for another solution.

The simple solution is to connect a carabiner directly to your ORVET. For more comfort and a smoother work - especially with long Tyrolean traverses or lower slopes - you can choose the «luxury» version: connect a few ORVET with small pulleys or pulley carabiners (ex. Rollclip) or rigging plates.

Result: it slides very smoothly, a true performance gain.

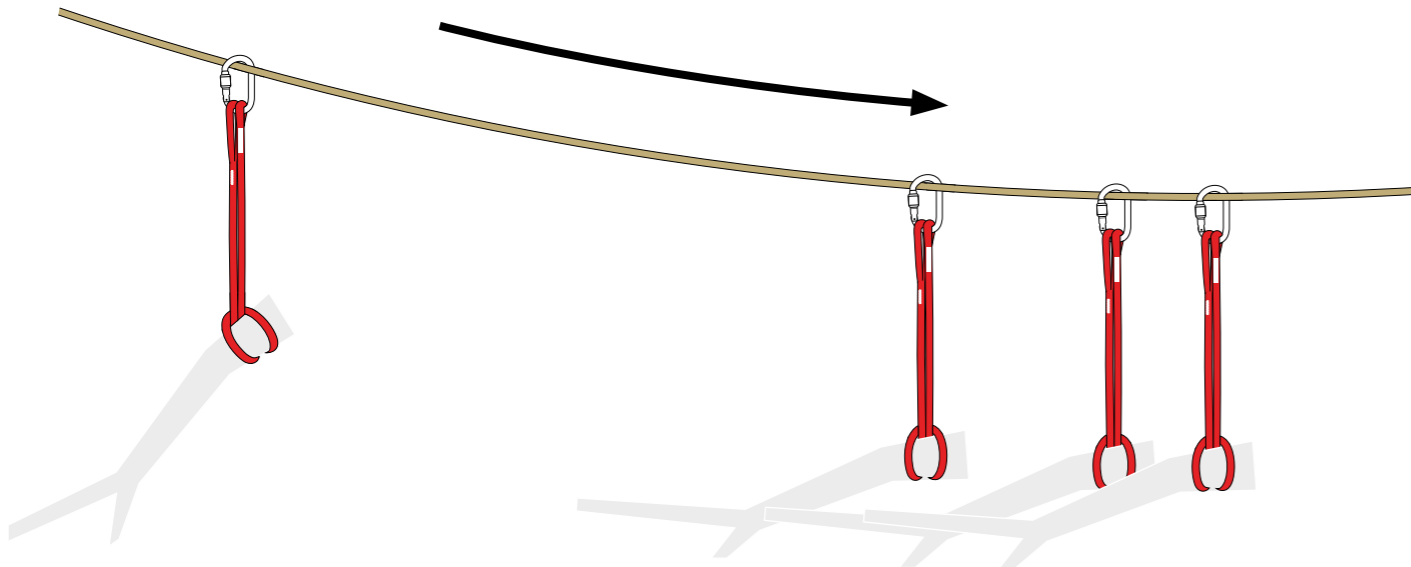


TIP - TYROLEAN TRAVERSE (1)

START WITH A SLACK TYROLEAN. TIE A FEW BRANCHES WITH YOUR ORVET SLINGS - SIMPLY, FOLDING THEM OR TYING THEM TOGETHER FOR MORE LENGTH. ONCE ALL BRANCHES ARE TIED UP, TENSE THE TYROLEAN AND START CUTTING THE BRANCHES, STARTING WITH THE LOWEST ONE.

THE BRANCHES THEN SLIDE DOWN THE TYROLEAN TRAVERSE AND LAND ON THE GROUND AT THE SAME PLACE, IN A SIMILAR POSITION. RESULT: NO NEED TO DISENTANGLE A HEAP OF BRANCHES. YOUR GROUNDMAN WILL THANK YOU - LESS HANDLING, MORE COMFORT AND IMPROVED EFFICIENCY.

IF YOUR TYROLEAN TRAVERSE IS ENDING CLOSE TO YOUR CHIPPER, IT IS EVEN BETTER. START WITH FIVE MINUTES THINKING... END UP SAVING TIME.

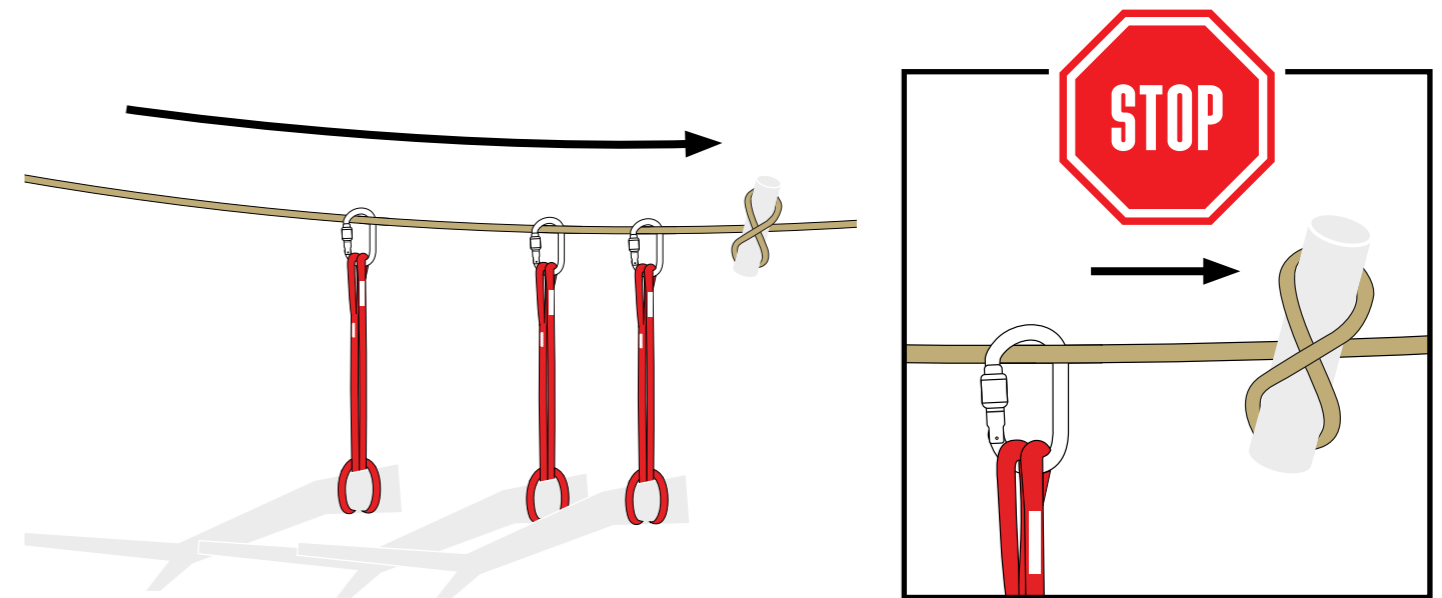


TIP - TYROLEAN TRAVERSE (2)

IF YOU WANT TO STOP BRANCHES BEFORE THE END OF THE TYROLEAN TRAVERSE, THERE IS A SIMPLE, EFFICIENT TRICK: PLACE A STICK WHERE YOU WANT THE BRANCHES TO STOP, KEEP IT IN PLACE WITH A CLOVE HITCH ON THE SLACK ROPE.

ONCE IT IS IN PLACE, TENSE THE TYROLEAN TRAVERSE. ONCE CUT, THE BRANCHES WILL SLIDE DOWN AND STOP AGAINST THE STICK. NOW YOU CAN SLACKEN THE ROPE: THE BRANCHES ARE AT THE RIGHT PLACE, IDEALLY ORIENTED AND READY TO BE MANIPULATED.


MORE CONTROL, IMPROVED ORGANISATION, YOU WILL EVEN IMPRESS YOUR CUSTOMERS! MASTERING TECHNIQUES IS YET ANOTHER WAY TO ADD VALUE TO OUR TRADE.



ORVET: A LIGHT AND PRACTICAL REDIRECT

The ORVET sling isn't used only to tie branches. Need to redirect your rigging rope? Use an ORVET.

Combined with a connector and/or a pulley, it becomes a very light, compact redirect, also easy to use and functional - probably one of the most efficient on the market.



ORVET: A VERSATILE TOOL

The ORVET sling is a versatile tool that can be adapted to several applications according to your needs. Just keep it with you and use it when needed.

- **Reeving to tighten your bracing:** An example you can use an ORVET sling for. In this case, the sling can also become a friction hitch or anchor the reeving.
- **Storing gear in the tree:** Yet another use of the ORVET sling, store other slings hanging from it, or an unused redirect, or tying the end of your rigging rope, so that it doesn't slide back up to the pulley during a work phase with no rigging.

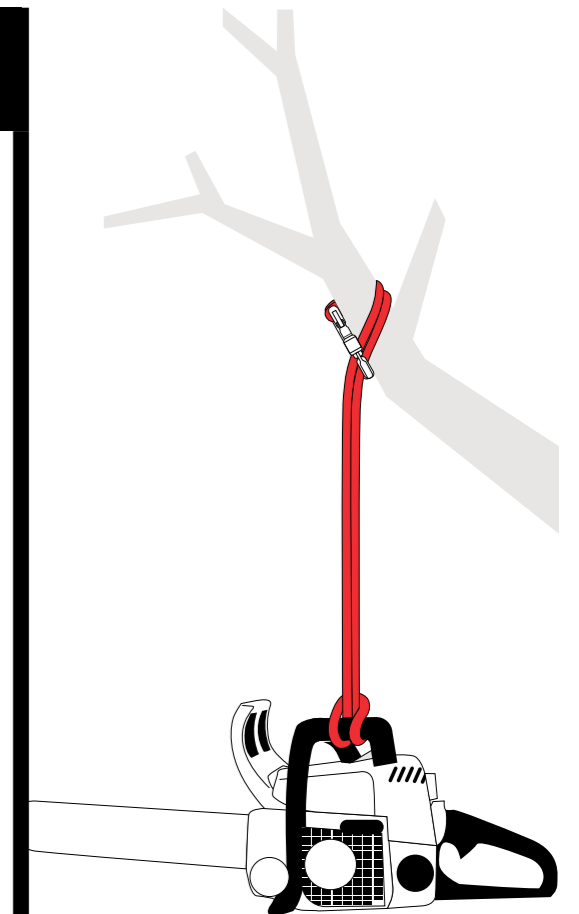
TIP FROM THE FTC TREE BOSS

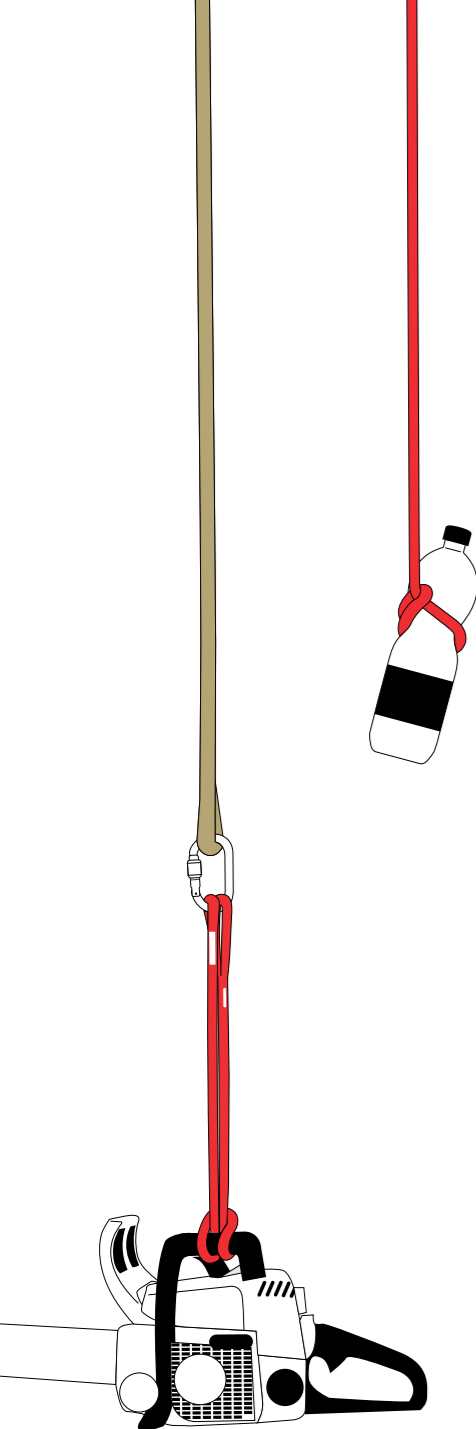
WHEN PRUNING IN LARGE TREES, I DON'T USE MY CHAINSAW ALL THE TIME.

WHILE I'M USING MY HAND SAW, AND IN ORDER TO AVOID MOVING AROUND THE TREE WITH MY CHAINSAW FASTENED TO THE HARNESS, I «STORE» IT WITH AN ORVET AT A PLACE I KNOW I WILL COME BACK TO. WHAT A PLEASURE TO MOVE AROUND MORE FREELY!

IT HELPS ME WITH MORE COMFORT, SAFETY AND LESS EFFORT. HIGHLY BENEFICIAL!

SOMETIMES, IF I HAVE TO WORK WITH AN ELECTRIC CHAINSAW, I WILL STORE BATTERIES IN A SMALL BAG TIED UP IN THE TREE. THIS WAY, I HAVE ALL THAT I NEED FOR THE CHAINSAW CLOSE AT HAND. A VERY CONVENIENT OPTION.





It can also have more simple, basic uses. For instance, storing a bottle of water in the tree or tying your chainsaw with an ORVET sling to lower it to the ground to have it refueled. It is a great alternative to prevent rope damage from the saw chain (let anyone it never happened to throw the first branch!). Damaging an ORVET sling is better than your climbing rope, right?

ORVET SLINGS: DESIGNED BY TREE CLIMBERS

The ORVET slings were designed by tree climbers looking for a compact, light tool that also brings solutions to many situations. The ORVET is this little extra tool that we really love. We are happy to climb light and dislike carrying anything useless on our harness. We prefer to have only what's necessary for efficient, safe work. In our «minimum kit» on the harness, you find an ORVET.

There are so many uses that it is impossible to list them all, but it is less than 150 g on your harness. The ratio bulk/weight/number of uses is unbeatable. Sometimes you don't need great innovations or very complex gear to ease your work. A little imagination and some practical sense are enough.

Now it's up to you... what will you use your ORVET for?





WORK HARD.
CLIMB HARD.
PLAY HARD.

1355, chemin de Malombre - ZI Les Plaines ■ 26780 MALATAVERNE
FRANCE ■ (+33) 475 528 640 ■ contact@ftc-tree.com

WWW.FTC-TREE.COM