

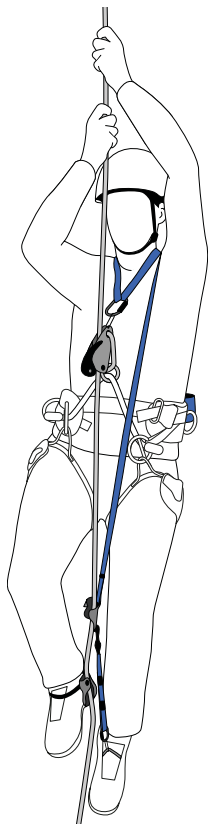
USE AND MAINTENANCE INSTRUCTIONS

SRT FOOTLOOP

[SINGLE ROPE TECHNIQUE]

REF.

FTC/SRT-P



FTC
PLAY WITH GRAVITY

1355, chemin de Malombre • Z.I. Les Plaines
26780 MALATAVERNE • FRANCE

(+33) 475 528 640 • contact@ftc-tree.com

www.ftc-tree.com

1 PRODUCT DESCRIPTION

Adjustable strap connected to the harness

Upper adjusting buckle

Elastic shoulder strap

Knee ascender (not included)
Ascender like the Croll, Ventral Turbo
Chest, Chest Ascender, Solo 2 etc.

Lower adjusting buckle

Lower strap

Adjustable foot loop



2 SET UP

SETTING UP THE STORAGE BAG ON THE HARNESS



SRT BAG (not included) set vertical and connected to the harness with a carabiner (not included).

CONNECTION OF THE UPPER AND LOWER STRAPS TO THE ASCENDER




Lower strap: use the black strap with a girth hitch



Upper strap: use the blue strap with a girth hitch

CONNECTION TO THE FOOT WITH A CARABINER (NOT INCLUDED)
OR AS A FOOT LOOP



To adjust the length, shorten or lengthen the blue strap with the adjustment buckle and secure the position with the black rubber bands.

SRT NECK LOOP (ref. FTC/TSRT) *

Elastic shoulder strap

Chest ascender * and its carabiner *

SRT BAG (ref. FTC/SRT-B) *

Knee ascender *

Lower strap

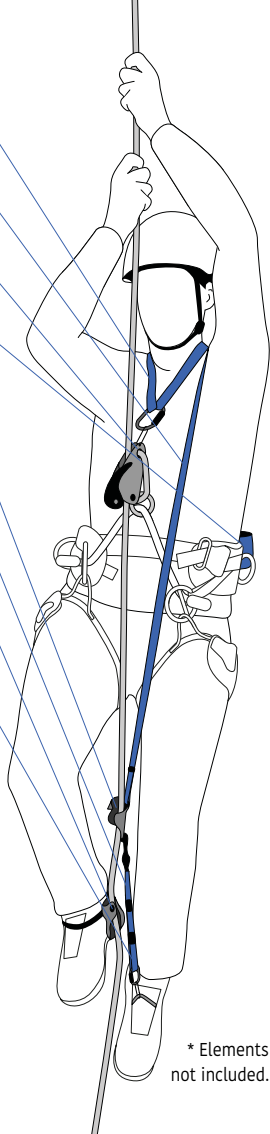
Foot ascender *

Adjustable foot loop connected
with the carabiner *

Before and during use:

- Check the state of all textile parts and seams.
- Check the state of the ascender, the connectors and metal buckles.
- Regularly check the state of the whole system.
- Check the proper position of all the elements.
- If there is any doubt as to one of the elements, discard it and contact the manufacturer.

* Elements
not included.



3 USE

The SRT FOOTLOOP is used for work at height, for SRT ascent phases (Single Rope Technique). It connects a harness, a knee ascender and the climber's foot.

Warning, this equipment is no PPE and should only be used as in the manufacturer's instructions. Only the user is responsible for his uses of the equipment.

3.1 • USE

The FOOT LOOP should be:

- Used after reading and understanding these instructions. It must be used in combination with compatible systems. For information on compatible systems, please contact **FTC: 1355, chemin de Malombre, ZI Les Plaines - 26780 MALATAVERNE • FRANCE • (+33) 475 528 640 • www.ftc-tree.com**
- By competent people trained in working at heights.
- The user must be in good physical and mental condition and have no medical contraindications to working at heights.
- Inspected by a competent user trained in working at heights before each use.
- Replace it immediately if there are any doubts about the equipment's safety.

3.2 • PRECAUTIONS

- Never use if any one of the conditions mentioned above is lacking or causes doubt.
- Never use if the straps are damaged, cut, deformed, worn, unstitched or partially unstitched.
- Never combine with standardised elements whose operation would interfere with and compromise its operation.
- Never use for any other work than that recommended by the manufacturer.
- Never modify or transform the product.
- Never use the SRT FOOTLOOP above its limits or in any situation in which it is not intended to be used.



WARNING: THIS PRODUCT SHOULD ONLY BE USED AS IN THE MANUFACTURER'S INSTRUCTIONS. IT IS IMPERATIVE TO:

- **READ AND UNDERSTAND THE INSTRUCTIONS.**
- **BE TRAINED IN THE USE AND MAINTENANCE OF THE EQUIPMENT.**
- **INSPECT THE SRT FOOT LOOP BEFORE EACH USE.**
- **REPLACE IT IMMEDIATELY IF THERE ARE ANY DOUBTS ABOUT THE PRODUCT'S SAFETY.**
- **USE ONLY WITH EN 1891 ROPES (TYPE A).**

4 CARE

A good care and a proper storage of the product will ensure a longer product life. These instructions are an integral part of the SRT FOOTLOOP. Keep them and make them available to the user.

4.1 • CLEANING

- Hand wash with clean water and delicate washing powder. Do not use acidic or basic solvents.
- Do not machine wash. Do not put in the dryer.
- Dry naturally in a well-ventilated place far from any source of heat or ultraviolet light.

4.2 • STORAGE AND TRANSPORT

During transport and/or storage, place the SRT FOOTLOOP far away from: shocks, crushing, grinding, rubbing, dampness, heat, ultra-violet rays, corrosive materials, hydrocarbons, acids, sand, tools, any other sharp objects that could damage it. Keep away from corrosive, over-heated or refrigerated environments.

5 GUARANTEE AND LIFESPAN

The SRT FOOTLOOP is guaranteed for two years against any manufacturer defects. The guarantee excludes: normal wear, modifications, inadequate storage, poor care and damage due to accidents, negligence, or uses other than those this product is intended for.

The lifespan of the SRT FOOTLOOP is 10 years starting at the date of manufacturing, if used in accordance with the manufacturer's instructions. After first use, the actual lifespan of the JOKER depends on the intensity, frequency and environmental conditions of use. Only inspecting it before each use will validate its conformity.



Revision 00 dated 01/10/2019



1355, chemin de Malombre • Z.I. Les Plaines
26780 MALATAVERNE • FRANCE
(+33) 475 528 640 • contact@ftc-tree.com
www.ftc-tree.com