

INSTRUCTIONS FOR USE AND MAINTENANCE

FIORI'S RING

RIGGING RING

REF.

FTC/R52

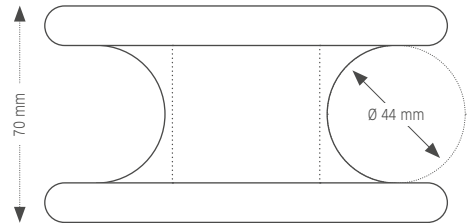

SERIAL NO.



1355, chemin de Malombre • ZI Les Plaines
26780 MALATAVERNE • FRANCE
(+33) 475 528 640 • contact@ftc-tree.com
www.ftc-tree.com

1 TECHNICAL DATA

Weight	1 kg
Minimum Breaking Strength (MBS)	30,000 daN
Working Load Limit (WLL)	6,000 daN
Groove	U groove
Maximum recommended rope diameter	40 mm
MATERIAL	
Ring	Aluminium
⚠ DO NOT USE WITH WIRE ROPE! DO NOT USE FOR BELAYING!	



2 PRODUCT DESCRIPTION

- Low friction ring

3 USE

This ring is intended for tree care (felling, dismantling, etc.)... It must be used:

- With equipment (ropes, slings etc.) having the same size and resistance properties.
- By competent people trained in tree care (felling, dismantling, etc.).
- In respect of the manufacturer's and/or seller's recommendations.
- Only after having read and understood these instructions.

4 TRANSPORT / CARE / STORAGE

4.1 • TRANSPORT / STOCKAGE

Shocks and other poor treatment can weaken the material and cause serious, and even invisible, damage. During transport and use, take the necessary precautions. In a dry place, free from exposure to weather; shocks; heat sources more than 40°C; and abrasive, acidic or corrosive materials capable of damaging it and/or reducing its technical performance. Ropes soiled by dirt, sand, oil, etc., can cause a higher risk of wear to the pulley and lower pulley performance.

4.2 • CLEANING / CARE

- Clean water less than 40°C, clean cloth, mild detergent.

5 RECOMMENDATIONS BEFORE USE

5.1 • READ THE INSTRUCTIONS

Download the FTC Instructions at www.ftc-tree.com

If you have any questions or need additional information, contact your seller.



5.2 • INSPECT BEFORE AND DURING USE

- Competence of users (trained in tree care and especially in felling, dismantling, etc.)
- Existence of an emergency rescue plan.
- Respect of the instructions and recommendations of use
- All labels are in place.
- General working state of the ring.
- Rigging rope(s) is/are properly positioned within the sheave's groove.
- Solidness of the chosen support.
- Compatibility and resistance of the rigging ropes and slings.



NEVER USE IF ANY ONE OF THESE FACTORS IS NOT RESPECTED.

6 MARKING

Manufacturer's name

WLL



Manufacturing week and year

Name and type of product

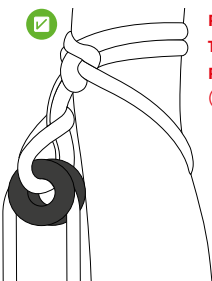
MBS

7 INSTRUCTIONS FOR USE

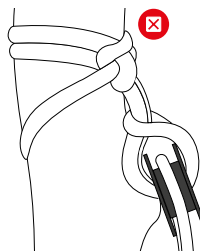


WARNING

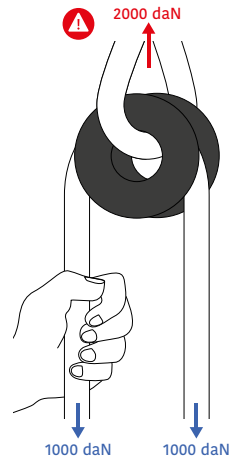
This ring must be used for vertical rigging, in the axis of the ring in order to avoid improper position of ropes - with a tension angle that is too wide.



PAY ATTENTION TO THE PROPER POSITIONING OF THE RING
(ease of movement)



PAY ATTENTION TO ANY POSSIBLE OVERHANG

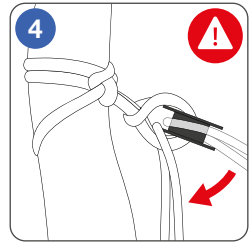


PAY ATTENTION TO THE PULLEY EFFECT

SET UP WITH 1 ROPE



SET UP WITH 2 ROPES



DECLARATION OF CE CONFORMITY

In accordance with the directive, the manufacturer: **FTC : 1355, chemin de Malombre, ZI Les Plaines, 26780 MALATAVERNE, FRANCE, (+33) 475 528 640 - contact@ftc-tree.com - www.ftc-tree.com**
N° SIRET : 812 605 061 000 25. Declares that the new equipment indicated below:

Type: FIORI'S RING

Serial number:

WLL: 6,000 daN

Manufacturing date:

Complies with the conditions in the revised Machinery Directive (2006/42/CE). Complies with the dispositions defined by the revised decrees no. 92-765, 92-766, 92-767 of July 29, 1992. Application of marking on the listed equipment. The technical documents for commissioning, maintenance and use are delivered with the devices.

Signature of company representative: Laurent PIERRON, Director.
Signed in MALATAVERNE, 12/11/2020.