

FIORI'S RING

ANNEAU DE RÉTENTION
FRICTION RING



REF.

FTC/R52



FTC TREE

[FR]

DONNÉES TECHNIQUES	4
DESCRIPTION	6
CADRE D'UTILISATION	6
TRANSPORT / ENTRETIEN / STOCKAGE	6
CONSIGNES AVANT TOUTE UTILISATION	7
MARQUAGES	9
RÈGLES ET DONNÉES D'UTILISATION	10

[EN]

TECHNICAL DATA	14
PRODUCT DESCRIPTION	16
USE	16
TRANSPORT / CARE / STORAGE	16
RECOMMENDATIONS BEFORE USE	17
MARKING	19
INSTRUCTIONS FOR USE	20

A decorative horizontal bar in a muted olive green color spans the top of the page. On the right side, there is a large, stylized graphic consisting of several concentric, overlapping circles and arcs, resembling a spiral or a stylized 'S' shape, drawn with black outlines.

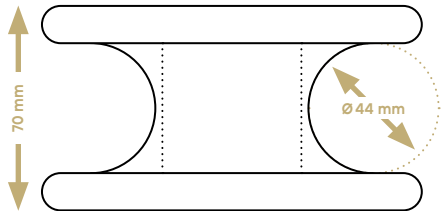
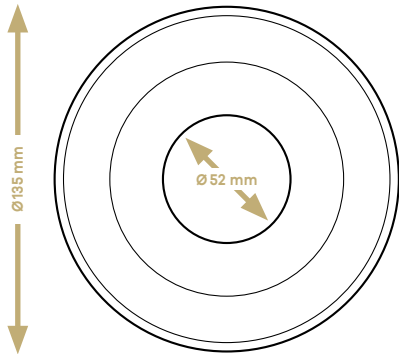
[ES]

DATOS TÉCNICOS	24
DESCRIPCIÓN	26
CONTEXTO DE UTILIZACIÓN	26
TRANSPORTE / MANTENIMIENTO / ALMACENAMIENTO	26
RECOMENDACIONES ANTES DE SU USO	27
MARCADO	29
DATOS PARA UTILIZACIÓN	30

Poids	1 kg
Résistance à la rupture	30 000 daN
Charge Maximum d'Utilisation (CMU)	6 000 daN
Gorge	En U
Diamètre de corde maxi conseillé	40 mm
MATÉRIAUX	
Anneau	Aluminium

**ATTENTION**

- **UTILISATION INTERDITE AVEC CÂBLE !**
- **ASSURAGE DES PERSONNES INTERDIT !**



[FR]

2 DESCRIPTION

- Anneau à faible friction.

[FR]

3 CADRE D'UTILISATION

Cet anneau est prévu pour des travaux d'élagage (abattage, démontage...). Il doit être utilisé :

- En association avec des éléments (cordes, élingues...) ayant des dimensions et des résistances compatibles.
- Par des personnes compétentes et formées aux travaux d'élagage (abattage, démontage...).
- En respectant les consignes du fabricant et/ou du vendeur.
- Après avoir pris connaissance et compris la présente notice.

[FR]

4 TRANSPORT / ENTRETIEN / STOCKAGE

4.1 TRANSPORT / STOCKAGE

Les chocs et autres mauvais traitements peuvent fragiliser ce matériel et causer des dommages graves et invisibles. Lors du transport et des manipulations, prendre les précautions nécessaires. Stocker l'appareil à l'abri des intempéries, des chocs, des sources de chaleur > 40°C et ne pas le mettre en contact avec des matières agressives, acides ou corrosives susceptibles de l'endommager et/ou d'en diminuer les performances techniques. Les cordes souillées de terre, sable, huile, etc... augmentent fortement l'usure et diminuent les performances de l'anneau.

4.2 NETTOYAGE / ENTRETIEN

- Eau claire < 40°, chiffon propre, savon de Marseille.

[FR]

5

CONSIGNES AVANT TOUTE UTILISATION

5.1 LIRE LA NOTICE

Notice FTC TREE en téléchargement libre sur le site www.ftc-tree.com

Pour toutes questions ou renseignements supplémentaires, contacter votre revendeur.

5.2 CONTRÔLER AVANT ET PENDANT L'UTILISATION

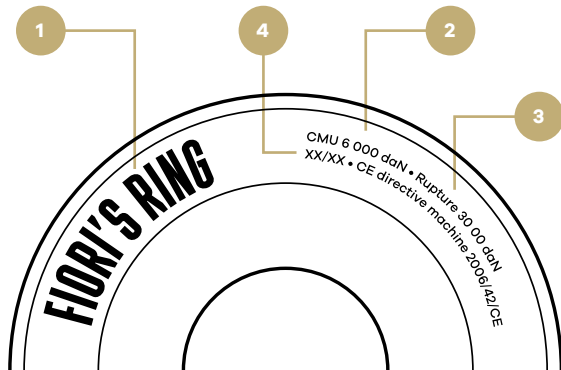
- La compétence des utilisateurs (formées aux travaux d'élagage notamment abattage, démontage...).
- La présence effective d'un plan de prévention secours.
- Le respect des règles et consignes d'utilisation.
- La présence de la signalétique.
- Le bon état général de l'anneau.
- Le bon positionnement de la corde ou des cordes de rétention dans la gorge.
- La solidité du support choisi.
- La compatibilité et les résistances des cordages de rétention et des élingues.

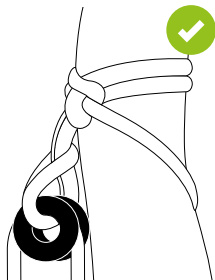
 **ATTENTION**



■ NE JAMAIS UTILISER SI L'UN DE CES PARAMÈTRES N'EST PAS RESPECTÉ !

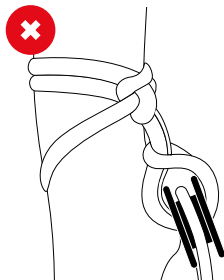
1	Nom du produit
2	CMU
3	Rupture
4	Semaine et année de fabrication





ATTENTION AU BON POSITIONNEMENT DE L'ANNEAU
(liberté de mouvement)

P. 10

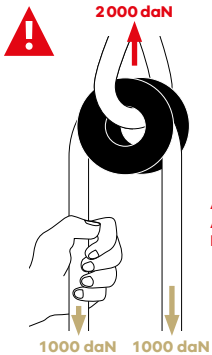


ATTENTION AU PORTE-À-FAUX

! ATTENTION


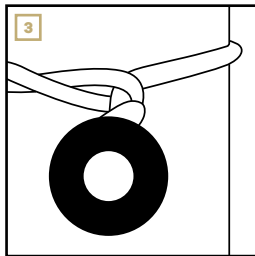
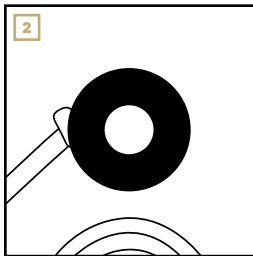
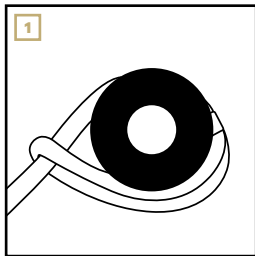


■ RÉSERVER CETTE UTILISATION POUR DES RÉTENTIONS VERTICALES DANS L'AXE DE L'ANNEAU POUR ÉVITER UN MAUVAIS POSITIONNEMENT POSSIBLE DES CORDAGES, LORSQUE L'ANGLE DE TENSION EST TROP IMPORTANT.

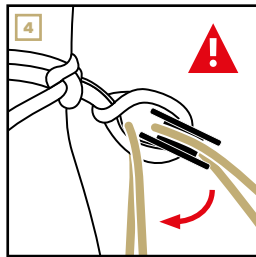
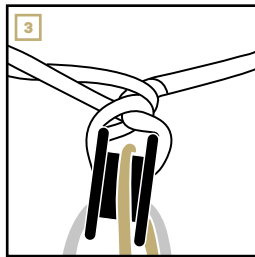
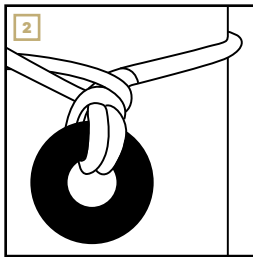
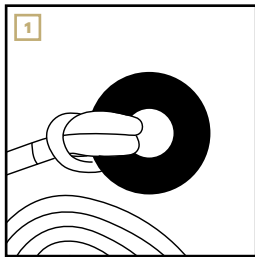


**ATTENTION
À L'EFFET
POULIE**

MONTAGE AVEC 1 CORDE



MONTAGE AVEC 2 CORDES



[EN]

1

TECHNICAL DATA

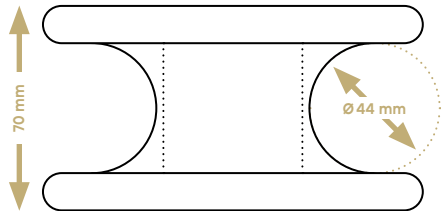
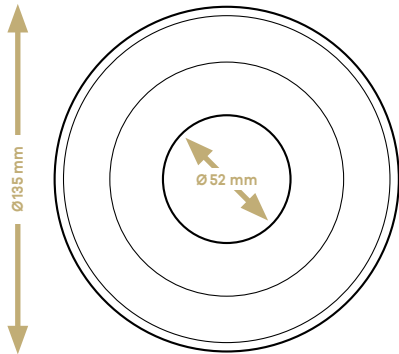
Weight	1 kg
Minimum Breaking Strength (MBS)	30,000 daN
Working Load Limit (WLL)	6,000 daN
Groove	U groove
Maximum recommended rope diameter	40 mm
MATERIAL	
Ring	Aluminium



WARNING



- DO NOT USE WITH WIRE ROPE!
- DO NOT USE FOR BELAYING!



[EN]

2 PRODUCT DESCRIPTION

- Low friction ring.

[EN]

3 USE

This ring is intended for tree care (felling, dismantling, etc.). It must be used:

- With equipment (ropes, slings etc.) having the same size and resistance properties.
- By competent people trained in tree care (felling, dismantling, etc.).
- In respect of the manufacturer's and/or seller's recommendations.
- Only after having read and understood these instructions.

[EN]

4 TRANSPORT / CARE / STORAGE

4.1 TRANSPORT / STOCKAGE

Shocks and other poor treatment can weaken the material and cause serious, and even invisible, damage. During transport and use, take the necessary precautions. In a dry place, free from exposure to weather; shocks; heat sources more than 40°C; and abrasive, acidic or corrosive materials capable of damaging it and/or reducing its technical performance. Ropes soiled by dirt, sand, oil, etc., can cause a higher risk of wear to the pulley and lower pulley performance.

4.2 CLEANING / CARE

- Clean water less than 40°C, clean cloth, mild detergent.

[EN]

5

RECOMMENDATIONS BEFORE USE

5.1 READ THE INSTRUCTIONS

Download the FTC TREE Instructions at www.ftc-tree.com

If you have any questions or need additional information, contact your seller.

5.2 INSPECT BEFORE AND DURING USE

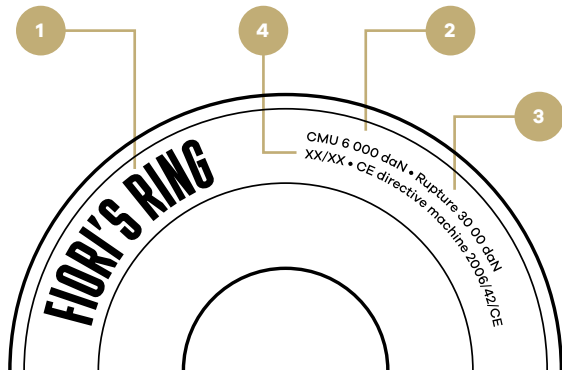
- Competence of users (trained in tree care and especially in felling, dismantling, etc.)
- Existence of an emergency rescue plan.
- Respect of the instructions and recommendations of use
- All labels are in place.
- General working state of the ring.
- Rigging rope(s) is/are properly positioned within the groove.
- Solidness of the chosen support.
- Compatibility and resistance of the rigging ropes and slings.

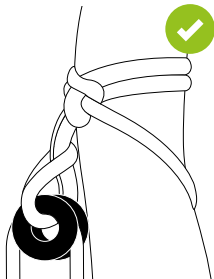
 **WARNING**



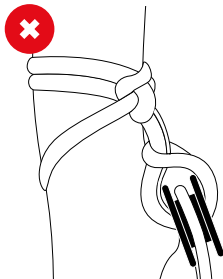
■ **NEVER USE IF ANY ONE OF THESE FACTORS IS NOT RESPECTED.**

1	Product name
2	WLL
3	MBS
4	Manufacturing week and year





PAY ATTENTION TO THE PROPER POSITIONING OF THE RING (ease of movement)



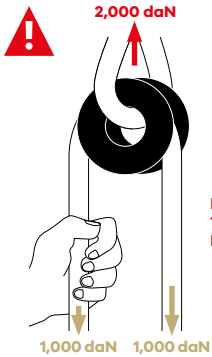
PAY ATTENTION TO ANY POSSIBLE OVERHANG




WARNING




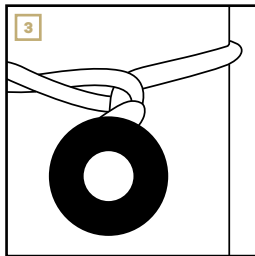
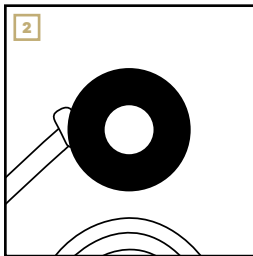
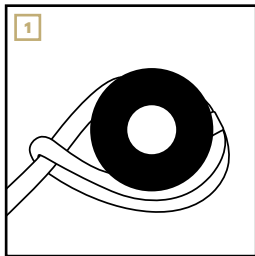
- **THIS RING MUST BE USED FOR VERTICAL RIGGING, IN THE AXIS OF THE RING IN ORDER TO AVOID IMPROPER POSITION OF ROPES - WITH A TENSION ANGLE THAT IS TOO WIDE.**



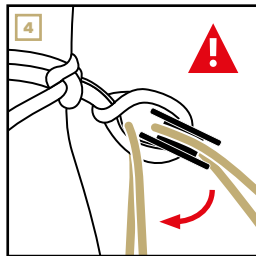
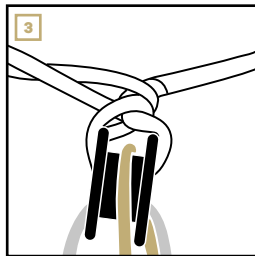
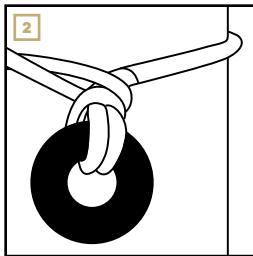
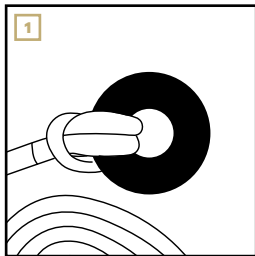
**PAY ATTENTION
TO THE PULLEY
EFFECT**



SET UP WITH 1 ROPE



SET UP WITH 2 ROPES

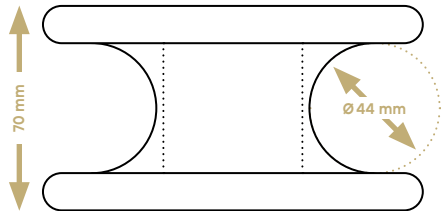
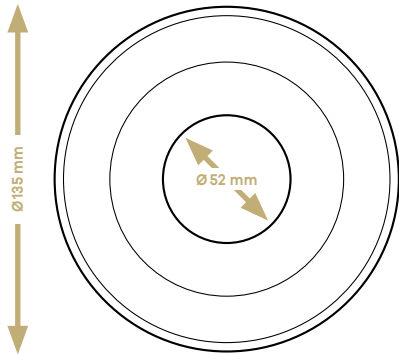


Peso	1 kg
Resistencia a la rotura	30 000 daN
Carga Máxima de Utilización (CMU)	6 000 daN
Garganta	En U
Diámetro máximo de cuerda recomendado	40 mm
MATERIALES	
Anillo	Aluminium

! ATENCIÓN



- **UTILIZAR EXCLUSIVAMENTE CON CUERDAS TEXTILES!**
- **ESTÁ PROHIBIDO SU USO PARA ASEGURAR A PERSONAS!**



[ES]

2 DESCRIPCIÓN

- Anillo de baja fricción.

[ES]

3 CONTEXTO DE UTILIZACIÓN

L'anillo está destinado a trabajos de arboricultura (desmontaje, retención...). Debe ser utilizado:

- Combinado con elementos (cuerdas o eslingas) que cuenten con las dimensiones y la resistencia compatibles.
- Por personas competentes y con formación para trabajos en altura;
- Respetando las recomendaciones del fabricante y/o del vendedor;
- Después de leer y comprender las presentes instrucciones.

[ES]

4 TRANSPORTE / MANTENIMIENTO / ALMACENAMIENTO

4.1 TRANSPORTE / ALMACENAMIENTO

Los golpes y otros tipos de tratamiento inadecuado pueden debilitar el equipo y causar daños graves e invisibles. Durante el transporte y la manipulación, tome las precauciones necesarias. Almacenar a resguardo de la intemperie, los golpes, las fuentes de calor > 40 °C y los materiales agresivos, ácidos o corrosivos susceptibles de dañarlo y/o reducir sus prestaciones técnicas. Las cuerdas sucias de tierra, arena, aceite, etc., aumentan considerablemente el desgaste y reducen el rendimiento de l'anillo.

4.2 LIMPIEZA / MANTENIMIENTO

- Agua limpia a menos de 40°C, paño limpio y jabón neutro.

[ES]

5

RECOMENDACIONES ANTES DE SU USO

5.1 LEER LAS INSTRUCCIONES

Las instrucciones FTC TREE se pueden descargar libremente de la web www.ftc-tree.com

Para cualquier pregunta o solicitud de información adicional, contacte con el vendedor.

5.2 COMPROBAR ANTES Y DURANTE EL USO

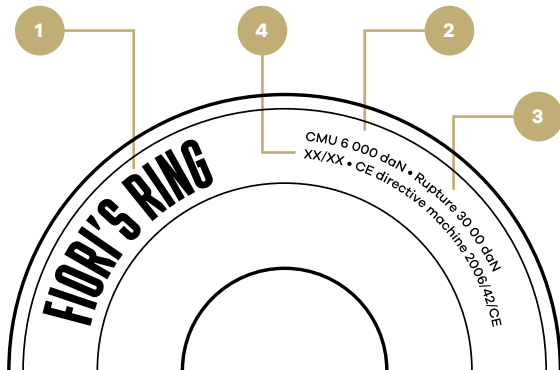
- La competencia de los usuarios (formados en los trabajos de poda, desmontaje, etc.);
- La existencia efectiva de un plan de prevención de emergencias;
- El cumplimiento de las normas e instrucciones de uso;
- La presencia de señalización;
- El buen estado general del anillo;
- El correcto posicionamiento de la cuerda de retención en la garganta;
- La solidez del soporte elegido;
- La compatibilidad y resistencia de las cuerdas de retención y las eslingas.

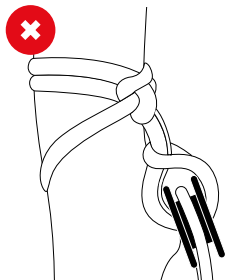
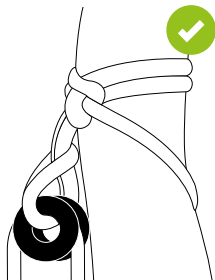
 **ATENCIÓN**



■ **NUNCA UTILIZAR SI ALGUNO DE ESTOS PARÁMETROS NO SE CUMPLE.**

1	Nombre del producto
2	CMU
3	Rotura
4	Semana y año de fabricación





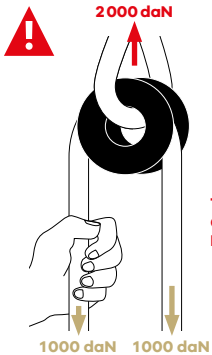
ASEGÚRES DE CONSEGUIR EL CORRECTO POSICIONAMIENTO DEL ANILLO (libertad de movimiento).

TENGA CUIDADO CON EL SALIENTE

⚠ ATENCIÓN


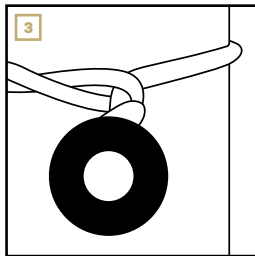
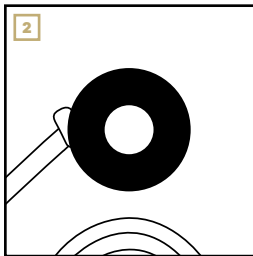
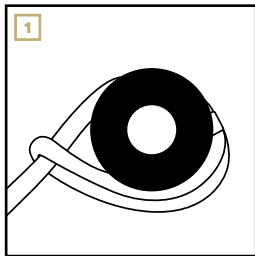


- **RESERVAR ESTO USO PARA TRABAJOS DE RETENCIÓN VERTICAL EN EL EJE DEL ANILLO PARA EVITAR UN POSICIONAMIENTO INCORRECTO DE LAS CUERDAS, CUANDO EL ÁNGULO DE TENSIÓN ES DEMASIADO GRANDE.**

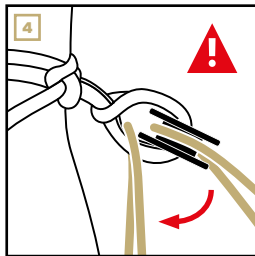
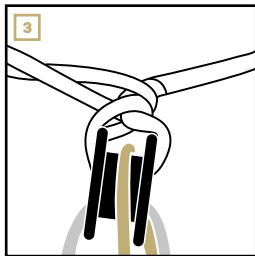
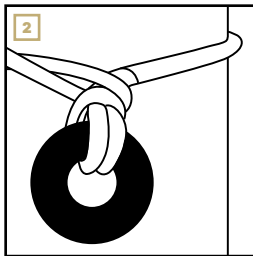
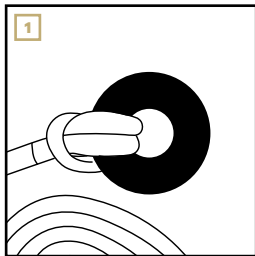


**TENGA CUIDADO
CON EL EFECTO
POLEA**

CONJUNTO CON 1 CUERDA




CONJUNTO CON 2 CUERDAS



DÉCLARATION DE CONFORMITÉ *DECLARATION OF CONFORMITY*

NOTES *NOTES*



SCANNER LE QR CODE
SCAN THE QR CODE

A series of horizontal dotted lines for taking notes, located to the right of the QR code and under the 'NOTES' header.



Handwriting practice area consisting of 12 horizontal dotted lines.



01 - 12/11/2020



02 - 28/10/2024



Imprimé sur papier recyclé *Printed on recycled paper*



**WORK HARD.
CLIMB HARD.
PLAY HARD.**

1355, chemin de Malombre
ZI Les Plaines ■ 26780 MALATAVERNE ■ FRANCE
(+33) 475 528 640 ■ contact@ftc-tree.com

WWW.FTC-TREE.COM